



KONICA MINOLTA

Chroma Meter

NEW

CS-150/CS-160

1

New models with higher accuracy and comfort of use !



Chroma Meter CS-150 measures color and luminance with 1° measuring angle across a 0.01 to 999,900 cd/m² range.



Chroma Meter CS-160 measures color and luminance with 1/3° measuring angle across a 0.1 to 9,999,000 cd/m² range.



| | |
|--------------------|-------------------------|
| Absolute | |
| Lv | 138.1 cd/m ² |
| Tcp | 2755k |
| duv | +0.001 |
| AUTO U 00 T -- | |

COLOR ○ ESC

☀️ 📷 ☰

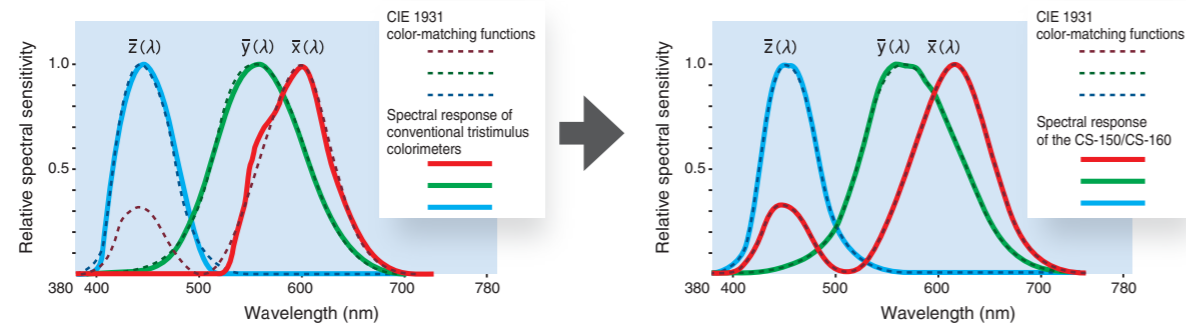
Giving Shape to Ideas

1

High accuracy


The CS-150 and CS-160 are highly accurate tristimulus colorimeters equipped with newly designed sensors with spectral responses that more closely match the CIE 1931 color-matching functions representing the sensitivity of the human eye to provide measurement results that better correlate with visual evaluation.

* The $\bar{x}(\lambda)$ CIE 1931 color-matching function has two peaks, a small one in the short-wavelength region (often labeled $\bar{x}_1(\lambda)$) and a larger one in the long-wavelength region (often labeled $\bar{x}_2(\lambda)$). In conventional tristimulus colorimeters, the $\bar{x}(\lambda)$ sensor has a spectral response only for the long-wavelength region $\bar{x}_2(\lambda)$, and the data for the short-wavelength region $\bar{x}_1(\lambda)$ is calculated from the $\bar{z}(\lambda)$ sensor. But the CS-150 and CS-160 have spectral responses that more closely follows the CIE 1931 color-matching functions, and directly measures using the $\bar{x}(\lambda)$ response in both the short-wavelength region $\bar{x}_1(\lambda)$ and long-wavelength region $\bar{x}_2(\lambda)$, so the resulting instrument spectral response more closely matches the CIE 1931 color-matching functions for the human eye.



CIE 1931 color-matching functions and spectral response of a conventional tristimulus colorimeter

CIE 1931 color-matching functions and spectral response of the CS-150/CS-160



Measurement subjects

2


Incredibly easy to use

Bright viewfinder makes it easy to target desired areas of measurement subjects.



Automatic mode automatically sets the measurement time according to the brightness of the target.

Backlit display is easy to read even in dark places, and is automatically switched off during measurements.



Easy-to-hold grip. Smooth focusing during measurement.

3

Numerous optional accessories

Close-up lenses
Lineup of 4 lenses (Nos. 153, 135, 122, and 110) enable measurements of tiny areas.



Measuring distance and measuring area (Units: mm)

| (Measuring angle) | Minimum measuring area | | Maximum measuring area | | Minimum measuring distance | Maximum measuring distance |
|-------------------|------------------------|------|------------------------|------|----------------------------|----------------------------|
| | 1/3° | 1° | 1/3° | 1° | | |
| None | 4.5 | 14.4 | ∞ | ∞ | 1,012 | ∞ |
| No.153 | 2.5 | 8 | 5.9 | 18.8 | 627 | 1,219 |
| No.135 | 1.6 | 5.2 | 2.7 | 8.6 | 455 | 625 |
| No.122 | 1.0 | 3.2 | 1.3 | 4.3 | 331 | 378 |
| No.110 | 0.4 | 1.3 | 0.5 | 1.5 | 213 | 215 |

*Measuring distance is the distance from the measuring distance reference plane.

C-mount CCD camera adapter enables the viewfinder to be monitored from a distance.



This adapter allows an industrial C-mount CCD camera to be attached to the viewfinder so that measurements including the view through the viewfinder can be monitored from a distance or recorded.
* CCD camera not included.

Illuminance adapter enables illuminance to also be measured.



Measurable illuminance range:
• CS-150:
Corresponds to 0.15 - 999,900 lx
• CS-160:
Corresponds to 1.5 - 9,999,000 lx
* This illuminance measuring method does not conform to DIN or JIS standards.

4

Easy-to-understand utility software

The included software allows the meters to be controlled from a PC. Repeated interval measurements can be conducted for a specified number of times at specified intervals, measurement data can be displayed on graphs or lists, and data can be sent to spreadsheet applications.

Supported OS: Windows® 7 professional and later

Features

| | |
|---------------|---|
| Meter control | 1-shot measurement Continuous measurement Interval measurement: 2 to 5,000 times at 3 to 3,600 sec. intervals (in 1-sec. increments) Instrument trigger measurement Setting of meter settings Export of data stored in meter to PC User calibration |
| Target data | Setting of target data Download of target data from PC to meter |
| Data list | List displays and delete/copy/paste of measurement and target data |
| External I/O | Text input; Saving in CSV format; copying of list to/from clipboard |

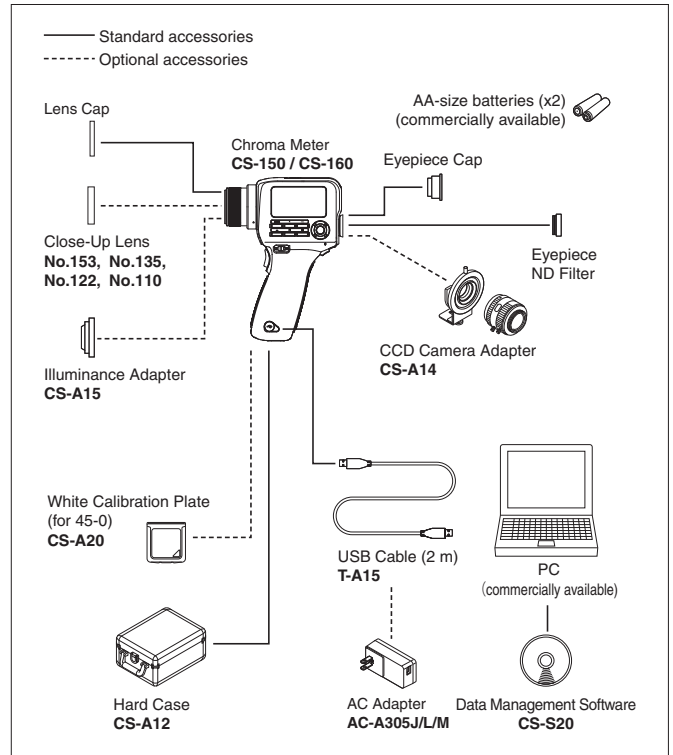


Main Specifications

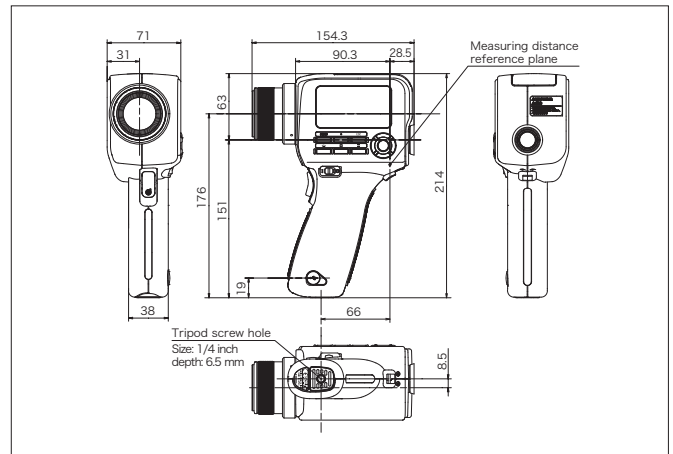
| Model | CS-150 | CS-160 |
|--|---|---|
| Measuring angle | 1° | 1/3° |
| Optical system | SLR viewing system, f = 85 mm F2.8 | |
| Angle of view | 9° (with diopter adjustment) | |
| Relative spectral responsivity | Closely matches CIE 1931 color matching function ($\bar{x}(\lambda)$, $\bar{y}(\lambda)$, $\bar{z}(\lambda)$) | |
| Minimum measuring area(diameter) | 14.4 mm (1.3 mm when close-up lens is used) | 4.5 mm (0.4 mm when close-up lens is used) |
| Minimum measuring distance (From the measuring distance reference plane) | 1,012 mm (213 mm when close-up lens is used) | |
| Color notations | (Absolute value) $L_v, x, y (Y, x, y), L_v, u', v', L_v, T_{cp}, duv, XYZ, L_v, \lambda_d, P_e$ | |
| Measurement mode | (Luminance) Instantaneous value, maximum/minimum value, luminance difference (Δ)/luminance ratio (%) (Chromaticity) Instantaneous value, chromaticity difference (Δ) | |
| Measurement time | Auto: 0.7 to 4.3 seconds Manual: 0.7 to 7.1 seconds | |
| Luminance unit | cd/m ² or fL | |
| Luminance range | 0.01 to 999,900 cd/m ² | 0.1 to 9,999,000 cd/m ² |
| Accuracy*1 | (Luminance) $\pm 2\% \pm 1$ digit (Chromaticity) ± 0.004 (5 cd/m ² or more) | (Luminance) $\pm 2\% \pm 1$ digit (Chromaticity) ± 0.004 (50 cd/m ² or more) |
| Repeatability*1 | (Luminance) 0.2% + 1 digit (Chromaticity) 0.001 (10 cd/m ² or more) (Chromaticity) 0.002 (5 cd/m ² or more) | (Luminance) 0.2% + 1 digit (Chromaticity) 0.001 (100 cd/m ² or more) (Chromaticity) 0.002 (50 cd/m ² or more) |
| Calibration standard | Konica Minolta standard/user-specified standard switchable | |
| User calibration channels | 10 channels | |
| Data memory | 1,000 data | |
| External display (Number of significant digits) | (Luminance) 4 digits (Chromaticity) 4 digits | |
| Internal display (Number of significant digits) | (Luminance) 4 digits | |
| Interface | USB2.0 | |
| Power | AA-size batteries (x2), USB bus power, or optional AC adapter | |
| Current consumption | When viewfinder display is lit: 70 mA average | |
| Operation temperature/humidity range | 0 to 40°C, relative humidity of 85% or less (at 35°C) | |
| Storage temperature/humidity range | 0 to 45°C, relative humidity of 85% or less (at 35°C) | |
| Size | 71×214×154 mm | |
| Weight | 850 g (without batteries) | |
| Standard accessories | Lens Cap Eyepiece ND Filter Eyepiece Cap AA-size batteries (x2) Hard Case CS-A12 Wrist Strap CS-A13 USB Cable T-A15 Data Management Software CS-S20 | |
| Optional accessories | Close-Up Lens No. 153/135/122/110 CCD Camera Adapter CS-A14 Illuminance Adapter CS-A15 White Calibration Plate (for 45-0) CS-A20 AC Adapter AC-A305J/L/M | |

*1 Standard Illuminant A; Standard measurement distance; Measurement time setting: Auto

System Diagram



Dimensions (Units:mm)



- KONICA MINOLTA, the Konica Minolta logo and symbol mark, and "Giving Shape to ideas" are registered trademarks or trademarks of KONICA MINOLTA, INC.
- Displays shown are for illustration purpose only.
- The specifications and appearance shown herein are subject to change without notice.
- Other company names and product names used herein are trademarks or registered trademarks of their respective companies.



SAFETY PRECAUTIONS

For correct use and for your safety, be sure to read the instruction manual before using the instrument.

- Be sure to use the specified power supply voltage. Improper connection may cause a fire or electric shock.



Certificate No : LRQ 0960094/A
Registration Date : March 3, 1995



Certificate No : JQA-E-80027
Registration Date : March 12, 1997

KONICA MINOLTA, INC.
Konica Minolta Sensing Americas, Inc.
Konica Minolta Sensing Europe B.V.

Osaka, Japan
New Jersey, U.S.A.
European Headquarter /BENELUX
German Office
French Office
UK Office
Italian Office
Swiss Office
Nordic Office
Polish Office
SE Sales Division
Beijing Office
Guangzhou Office
Chongqing Office
Qingdao Office
Wuhan Office

Konica Minolta (CHINA) Investment Ltd.

Konica Minolta Sensing Singapore Pte Ltd.
Konica Minolta Sensing Korea Co., Ltd.
Konica Minolta, Inc.

Sensing Business
Thailand Representative Office

Phone : 888-473-2656 (in USA), 201-236-4300 (outside USA)
Nieuwegein, Netherlands **Phone** : +31 (0)30 248-1193
München, Germany **Phone** : +49 (0)89 4357 156 0
Roissy CDG, France **Phone** : +33(0) 1 80 11 10 70
Warrington, United Kingdom **Phone** : +44 (0) 1925 467300
Cinisello Balsamo, Italy **Phone** : +39 02849488.00
Dietikon, Switzerland **Phone** : +41 (0)43 322-9800
Västra Frölunda, Sweden **Phone** : +46 (0)31 7099464
Wroclaw, Poland **Phone** : +48 (0)71 73452-11
Shanghai, China **Phone** : +86- (0)21-5489 0202
Beijing, China **Phone** : +86- (0)10-8522 1551
Guangdong, China **Phone** : +86- (0)20-3826 4220
Chongqing, China **Phone** : +86- (0)23-6773 4988
Shandong, China **Phone** : +86- (0)532-8079 1871
Hubei, China **Phone** : +86- (0)27-8544 9942
Singapore **Phone** : +65 6563-5533
Goyang-si, Korea **Phone** : +82 (0)2-523-9726
Bangkok, Thailand **Phone** : +66-2361-3730

Fax : 201-785-2482
Fax : +31 (0)30 248-1280
Fax : +49 (0)89 4357 156 99
Fax : +33(0) 1 80 11 10 82
Fax : +44 (0) 1925 711143
Fax : +39 02849488.30
Fax : +41 (0)43 322-9809

Fax : +48 (0)71 734 52 10
Fax : +86- (0)21-5489 0005
Fax : +86- (0)10-8522 1241
Fax : +86- (0)20-3826 4223
Fax : +86- (0)23-6773 4799
Fax : +86- (0)532-8079 1873
Fax : +86- (0)27-8544 9991
Fax : +65 6560-9721
Fax : +82(0)31-995-6511
Fax : +66-2361-3771

Addresses and telephone/fax numbers are subject to change without notice. For the latest contact information, please refer to the KONICA MINOLTA Worldwide Offices web page :

<http://konicaminolta.com/instruments/network>