

www.rhopointinstruments.com

RHOPOINT

NOVO-GLOSS™

[60° GLOSSMETER](#)

[20/60/85° GLOSSMETER](#)

[20/60/85° GLOSSMETER WITH HAZE](#)

[45° GLOSSMETER](#)



Rhopoint Instruments Limited
is a member of the
Rhopoint Group

MEASUREMENT THEORY

WHY MEASURE GLOSS?

Gloss is an aspect of the visual perception of objects that is as important as colour when considering the psychological impact of products on a consumer.

It has been defined as 'The attribute of surfaces that causes them to have shiny or lustrous, metallic appearance.'

The gloss of a surface can be greatly influenced by a number of factors, for example the smoothness achieved during polishing, the amount and type of coating applied or the quality of the substrate.

Manufacturers design their products to have maximum appeal: from highly reflective car body panels to glossy magazine covers or matt finish automotive interior trim.



It is important therefore that gloss levels are achieved consistently on every product or across different batches of products.

This is especially noticeable where parts may be produced by different manufacturers or factories but will be placed adjacent to one another to create the finished product



Gloss can also be a measure of the quality of the surface, for instance a drop in the gloss of a coated surface may indicate problems with its cure, leading to other failures such as poor adhesion or lack of protection for the coated surface.

It is for these reasons that many manufacturing industries monitor the gloss of their products, from cars, printing and furniture to food, pharmaceuticals and consumer electronics.

HOW IS GLOSS MEASURED?

Gloss is measured by shining a known amount of light at a surface and quantifying the reflectance. The angle of the light and the method by which the reflectance is measured are determined by surface and also aspect of the surface appearance to be measured.



WHICH ANGLE SHOULD I USE FOR MY APPLICATION?

ISO 2813 and ASTM D523 (the most commonly used standards) describe three measurement angles to measure gloss across all surfaces.

Gloss is measured in gloss units (GU) and is traceable to reference standards held at NIST (USA) or NPL (UK).

Universal Measurement Angle: 60°

All gloss levels can be measured using the standard measurement angle of 60°. This is used as the reference angle with the complimentary angles of 85° and 20° often used for low and high gloss levels respectively.

Low Gloss: 85°

For improved resolution of low gloss a grazing angle of 85° is used to measure the surface. This angle is recommended for surfaces which measure less than 10GU when measured at 60°. This angle also has a larger measurement spot which will average out differences in the gloss of textured or slightly uneven surfaces.

High Gloss: 20°

The acute measurement angle of 20° gives improved resolution for high gloss surfaces. Surfaces that measure 70GU and above at the standard angle of 60° are often measured with this geometry. The 20° angle is more sensitive to haze effects that affect the appearance of a surface.

Universal Measurement Angle: 45°

This angle of measurement is recommended by ISO 2457 for the gloss measurement of plastic film and solid plastic and ASTM C346 for the gloss measurement of ceramics.

To quantify haze, distinctness of image, reflected image quality and other surface texturing please consider the Rhopoint IQ.

WHY MEASURE HAZE?

Haze can be described as near specular reflection. It is caused by a microscopic surface structure which slightly changes the direction of a reflected light causing a bloom adjacent to the specular (gloss) angle. The surface has less reflective contrast and a shallow milky effect. In the coatings industry, this microscopic surface texture is often due to poorly dispersed raw materials, incompatible raw materials or oxidation and weathering.

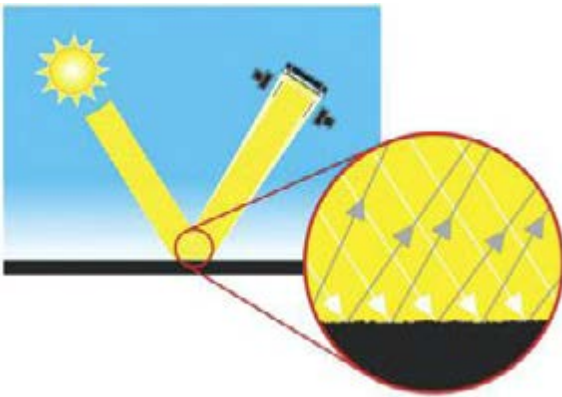
For polished metal surfaces haze is often associated with polishing marks or chemical residue.



Haze

Haze is light that has been reflected by small surface structures adjacent to the main specular component.

$$\text{Haze } \alpha = \frac{\text{Haze reflectance}}{\text{Incident}}$$




REFLECTANCE HAZE – An optical effect caused by microscopic texture or residue on a surface.


REFLECTION HAZE

Reflection haze is an optical phenomenon usually associated with high gloss surfaces.

It is a common surface fault that reduces appearance quality. A hazy surface has a visibly shallower reflection with a milky finish and halos appear around reflections of strong light sources.



Sample 1- No Haze, deep reflection



Sample 2- High Haze, 'shallow' finish

A high gloss finish with haze exhibits a milky finish with low reflective contrast- reflected highlights and lowlights are less pronounced.



Sample 3- Low Haze



Sample 4- Higher Haze

On surfaces with haze, halos are visible around the reflections of strong light sources.

Causes of Haze

Coating & Raw Materials

- Dispersion
- Pigment properties
- Particle size
- Binder compatibility
- Influence and migration of additives
- Resin types and quality

Curing

- Drying conditions
- Cure temperature

Post Coating

- Polishing marks
- Cleanliness
- Ageing and oxidation

Haze: Often visible as milky finish on high gloss surfaces



GLOSS & HAZE MEASUREMENT WITH ARRAY TECHNOLOGY

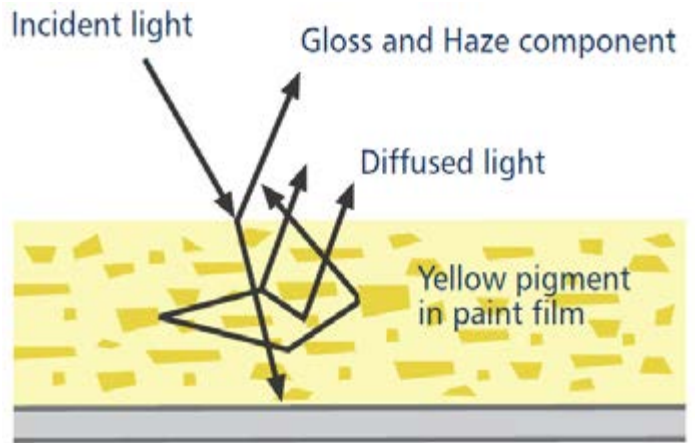
The Novo-Gloss 20/60/85 version with haze uses a 512 element linear diode array which profiles reflected light in a large arc from 14° to 27°. The instrument processes this high resolution data, selecting individual elements within the array that equate to the angular tolerances outlined in international measurement standards.

In a single 20° measurement, the following calculations are made:

$$\text{Gloss} = \frac{\sum \text{Pixels between } 20^\circ \pm 0.9^\circ \text{ (sample)}}{\sum \text{Pixels between } 20^\circ \pm 0.9^\circ \text{ (standard)}}$$

$$\text{Haze} = 100 * \frac{\sum \text{Pixels from } 17^\circ \text{ to } 19^\circ \text{ (sample)} + \sum \text{Pixels from } 21^\circ \text{ to } 23^\circ \text{ (sample)}}{\text{Specular Gloss (Standard)}}$$

$$\log \text{Haze} = 1285(\log_{10}((\text{Haze}/20)+1))$$

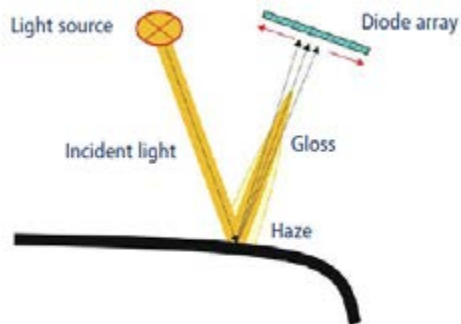


The Novo-Gloss 20/60/85 version with haze compensates for reflection from within the coating for highly reflective pigments, metallic coatings and speciality pigments, allowing the haze of any painted surface to be measured.

CURVED SURFACE ADJUSTMENT

A major advantage of the Novo-Gloss 20/60/85 version with haze is that it automatically compensates for curved or textured sample surfaces by virtually adjusting the measurement position. Conventional gloss-hazemeters have fixed optics which can make measurement unreliable as any sample curvature will reflect light away from the centre of the measurement sensor causing errors.

The Novo-Gloss 20/60/85 version with haze automatically adjusts the sensor position by detecting the peak of the reflected light. The laws of reflection state that the incident angle is equal to the reflection angle thus the peak equates exactly to the 20° gloss angle.



The Novo-Gloss 20/60/85 version with haze automatically adjusts for non-flat surfaces by sensing the reflected peak and virtually adjusting the position

DIFFUSE CORRECTED MEASUREMENT WITH ARRAY TECHNOLOGY*

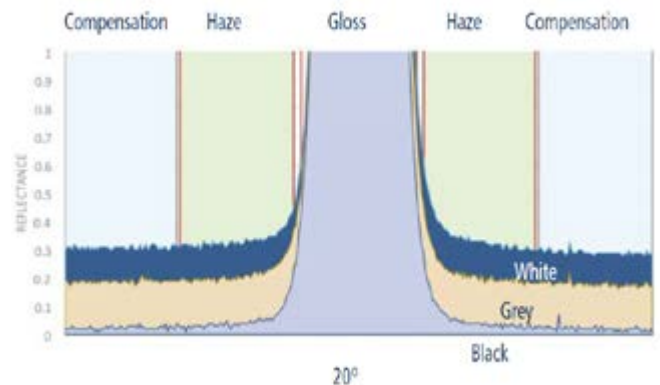
Reflection haze is caused by micro texture on a surface which causes a small amount of light to be reflected adjacent to the gloss angle.

For white surfaces, bright colours and metallics, a certain amount of diffuse light, reflected from within the material, is also present in this region.

This diffuse light exaggerates the haze signal for these surfaces causing higher than expected readings.

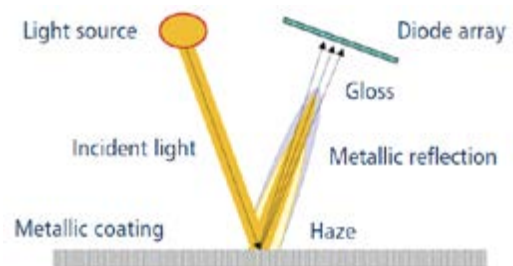
CORRECTED HAZE MEASUREMENT ON METALLIC COATINGS

For non metallic surfaces, the diffuse component is Lambertian: it is equal in amplitude at all angles in relation to the sample surface. Conventional gloss-hazemeters measure diffuse reflection using a luminosity sensor positioned away from the gloss angle. Luminosity is subtracted from the haze signal allowing non metallic surfaces to be measured independently of their colour.



Goniophotometric information profiling the reflection from white, grey and black panels with an identical topcoat.

An advantage of the Novo-Gloss 20/60/85 version with haze is that unlike a conventional instrument, compensation is calculated using a region adjacent to the haze angle. This technique gives compatible readings on solid colours but also compensates for directional reflection from metallic coatings and speciality pigments.



The Novo-Gloss 20/60/85 version with haze captures compensation information from a region adjacent to the haze measurement angle. This means it can be used on metallic coatings which reflect light

* Only enabled when the instruments is set to haze measuring mode of ASTM E430


SAMPLE APPLICATIONS



Paints and Coatings



Automotive



Printed Cartons



Smartphone, Tablet PC and Laptop Covers



Printing Ink



Yacht Manufacturers



Plastic film (45° degree version)




Plastics Industry




Furniture




Automotive Re-finish




Metal Polishers



Aerospace




Polished Stone



Detailing



Wood Coatings



Textile



RHOPOINT NOVO-GLOSS RANGE OF GLOSSMETERS

Single 60°, Single 45°, Trio 20/60/85° and Trigloss 20/60/85° with haze versions for maximum accuracy and resolution in all gloss applications.



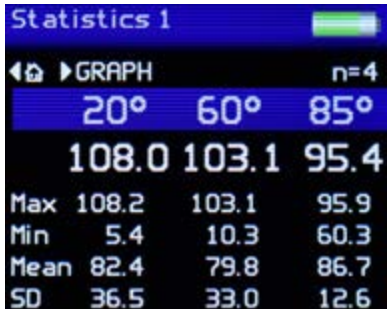
| Model | 20° Gloss | 45° Gloss | 60° Gloss | 85° Gloss | Haze ASTM E430 | Haze ASTM D4039 |
|---|-----------|-----------|-----------|-----------|----------------|-----------------|
| Novo-Gloss 60 | ✗ | ✗ | ✓ | ✗ | ✗ | ✗ |
| Novo-Gloss 45 | ✗ | ✓ | ✗ | ✗ | ✗ | ✗ |
| Novo-Gloss Trio | ✓ | ✗ | ✓ | ✓ | ✗ | ✗ |
| Novo-Gloss 20/60/85 with haze | ✓ | ✗ | ✓ | ✓ | ✓ | ✓ |

FEATURES

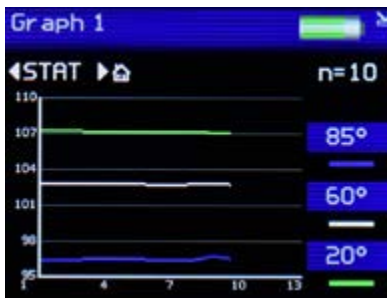
Measurement



Simultaneous measurement of all parameters, date and time stamped.



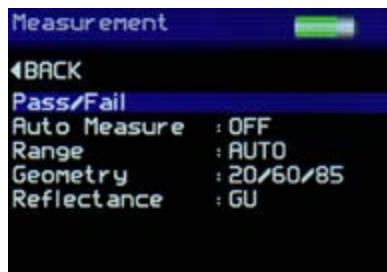
Displays full statistics for the readings in the current batch.



Graphical reporting for quick trend analysis.



Pass / fail parameters can be defined for instant identification of non-conformances.



Automatic measurements at pre-defined intervals easy checking of large surface areas.



User definable batch names and batch sizes for quicker and more efficient reporting.

DATA TRANSFER

Software-free data transfer

USB connection to PC instantly recognises the device as a drive location which facilitates the quick transfer of .CSV files using Windows Explorer or similar.

| Batch | BatchTime | Date | Time | Pass / Fail | GLOSS20 | GLOSS60 | GLOSS85 | HAZE | LOG HAZE | CALIBRATED | CERTIFIED | SERIAL NO. | PCStemp | EnvTemp |
|----------|-----------|----------|----------|-------------|---------|---------|---------|------|----------|------------|-----------|------------|---------|---------|
| Batch001 | 10:50:30 | 02/07/19 | 10:50:30 | N/A | 100.35 | 99.6 | 99.5 | 0 | 0.34 | 02/07/19 | 02/07/19 | 1181180 | 26.83 | 26.56 |
| Batch001 | 10:50:30 | 02/07/19 | 10:50:32 | N/A | 100.43 | 99.63 | 99.5 | 0 | 0 | 02/07/19 | 02/07/19 | 1181180 | 26.64 | 26.56 |
| Batch001 | 10:50:30 | 02/07/19 | 10:50:34 | N/A | 100.43 | 99.57 | 99.43 | 0.01 | 0.17 | 02/07/19 | 02/07/19 | 1181180 | 26.64 | 26.62 |
| Batch001 | 10:50:30 | 02/07/19 | 10:50:36 | N/A | 100.47 | 99.63 | 99.4 | 0 | 0 | 02/07/19 | 02/07/19 | 1181180 | 26.83 | 26.69 |
| Batch001 | 10:50:30 | 02/07/19 | 10:50:38 | N/A | 100.52 | 99.6 | 99.45 | 0 | 0 | 02/07/19 | 02/07/19 | 1181180 | 27.01 | 26.69 |
| Batch001 | 10:50:30 | 02/07/19 | 10:50:40 | N/A | 100.51 | 99.6 | 99.43 | 0.01 | 0 | 02/07/19 | 02/07/19 | 1181180 | 26.83 | 26.75 |
| Batch001 | 10:50:30 | 02/07/19 | 10:50:42 | N/A | 100.47 | 99.6 | 99.43 | 0 | 0.01 | 02/07/19 | 02/07/19 | 1181180 | 26.83 | 26.76 |
| Batch001 | 10:50:30 | 02/07/19 | 10:50:44 | N/A | 100.54 | 99.6 | 99.47 | 0 | 0 | 02/07/19 | 02/07/19 | 1181180 | 26.83 | 26.75 |
| Batch001 | 10:50:30 | 02/07/19 | 10:50:46 | N/A | 100.47 | 99.57 | 99.34 | 0 | 0 | 02/07/19 | 02/07/19 | 1181180 | 27.01 | 26.81 |
| Batch001 | 10:50:30 | 02/07/19 | 10:50:48 | N/A | 100.54 | 99.6 | 99.4 | 0 | 0 | 02/07/19 | 02/07/19 | 1181180 | 26.73 | 26.81 |
| Batch002 | 10:54:33 | 02/07/19 | 10:54:33 | N/A | 100.47 | 99.6 | 99.4 | 0 | 0 | 02/07/19 | 02/07/19 | 1181180 | 27.01 | 26.81 |
| Batch002 | 10:54:33 | 02/07/19 | 10:54:35 | N/A | 100.39 | 99.6 | 99.43 | 0.01 | 0.26 | 02/07/19 | 02/07/19 | 1181180 | 27.01 | 26.88 |
| Batch002 | 10:54:33 | 02/07/19 | 10:54:37 | N/A | 100.5 | 99.6 | 99.4 | 0 | 0 | 02/07/19 | 02/07/19 | 1181180 | 27.01 | 26.94 |
| Batch002 | 10:54:33 | 02/07/19 | 10:54:39 | N/A | 100.6 | 99.57 | 99.4 | 0 | 0 | 02/07/19 | 02/07/19 | 1181180 | 27.01 | 26.04 |
| Batch002 | 10:54:33 | 02/07/19 | 10:54:41 | N/A | 100.52 | 99.58 | 99.4 | 0 | 0 | 02/07/19 | 02/07/19 | 1181180 | 27.01 | 26.94 |
| Batch002 | 10:54:33 | 02/07/19 | 10:54:43 | N/A | 100.57 | 99.5 | 99.45 | 0 | 0 | 02/07/19 | 02/07/19 | 1181180 | 27.01 | 27 |
| Batch002 | 10:54:33 | 02/07/19 | 10:54:45 | N/A | 100.55 | 99.48 | 99.47 | 0 | 0 | 02/07/19 | 02/07/19 | 1181180 | 27.19 | 27 |
| Batch002 | 10:54:33 | 02/07/19 | 10:54:47 | N/A | 100.61 | 99.14 | 99.4 | 0 | 0 | 02/07/19 | 02/07/19 | 1181180 | 27.19 | 27 |
| Batch002 | 10:54:33 | 02/07/19 | 10:54:49 | N/A | 100.5 | 99.5 | 99.47 | 0.01 | 0.28 | 02/07/19 | 02/07/19 | 1181180 | 27.19 | 27 |
| Batch002 | 10:54:33 | 02/07/19 | 10:54:51 | N/A | 100.21 | 99.6 | 99.4 | 0.01 | 0.17 | 02/07/19 | 02/07/19 | 1181180 | 27.01 | 27.06 |
| Batch002 | 10:54:33 | 02/07/19 | 10:54:53 | N/A | 100.87 | 99.61 | 99.44 | 0 | 0 | 02/07/19 | 02/07/19 | 1181180 | 27.19 | 27.06 |
| Batch003 | 10:58:59 | 02/07/19 | 10:58:59 | N/A | 100.56 | 99.6 | 99.43 | 0 | 0 | 02/07/19 | 02/07/19 | 1181180 | 27.37 | 27.12 |
| Batch003 | 10:58:59 | 02/07/19 | 10:59:01 | N/A | 100.5 | 99.62 | 99.46 | 0 | 0 | 02/07/19 | 02/07/19 | 1181180 | 27.19 | 27.12 |
| Batch003 | 10:58:59 | 02/07/19 | 10:59:03 | N/A | 100.48 | 99.54 | 99.48 | 0 | 0 | 02/07/19 | 02/07/19 | 1181180 | 27.37 | 27.12 |
| Batch003 | 10:58:59 | 02/07/19 | 10:59:05 | N/A | 100.98 | 99.4 | 99.4 | 0 | 0.02 | 02/07/19 | 02/07/19 | 1181180 | 27.19 | 27.19 |
| Batch003 | 10:58:59 | 02/07/19 | 10:59:07 | N/A | 100.23 | 99.5 | 99.45 | 0 | 0.01 | 02/07/19 | 02/07/19 | 1181180 | 27.37 | 27.19 |
| Batch003 | 10:58:59 | 02/07/19 | 10:59:09 | N/A | 100.1 | 99.46 | 99.46 | 0 | 0 | 02/07/19 | 02/07/19 | 1181180 | 27.56 | 27.19 |
| Batch003 | 10:58:59 | 02/07/19 | 10:59:11 | N/A | 100.3 | 99.5 | 99.47 | 0 | 0.09 | 02/07/19 | 02/07/19 | 1181180 | 27.42 | 27.25 |

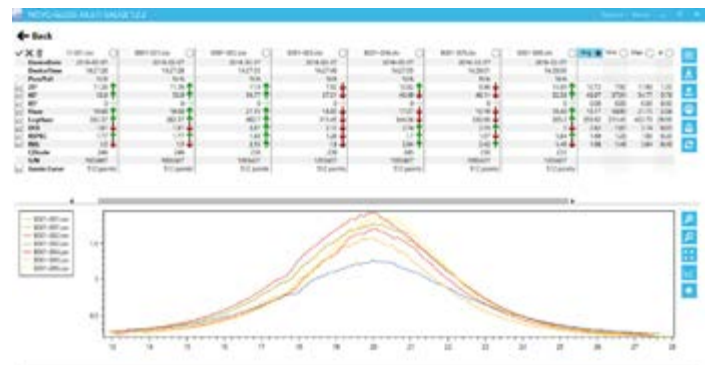
Direct data input via BT wireless

Instantly transmit measured readings directly to programs such as MS Excel on your PC / tablet to greatly simplify the reporting process.

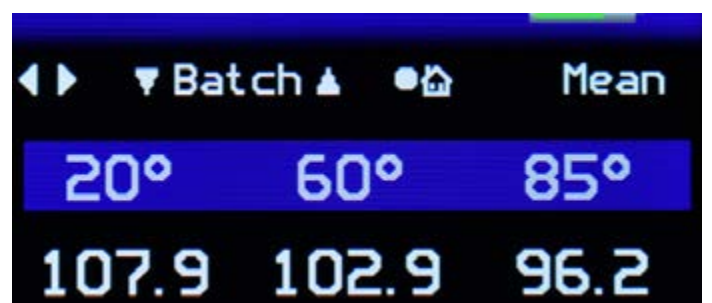
| | 1 | 2 | 3 | 4 | 5 | 6 |
|------------|----------|----------|----------|----------|----------|----------|
| DATE | 02/07/19 | 02/07/19 | 02/07/19 | 02/07/19 | 02/07/19 | 02/07/19 |
| TIME | 11:16:24 | 11:16:42 | 11:17:17 | 11:17:37 | 11:17:58 | 11:18:29 |
| 20 | 30.8 | 32.3 | 28.4 | 35.1 | 34.6 | 28 |
| 60 | 70.1 | 71.8 | 68.3 | 73.8 | 73.2 | 68.3 |
| 85 | 88.9 | 89.1 | 87.8 | 90.4 | 90.4 | 87.5 |
| Calibrated | 02/07/19 | 02/07/19 | 02/07/19 | 02/07/19 | 02/07/19 | 02/07/19 |
| Serviced | 02/07/19 | 02/07/19 | 02/07/19 | 02/07/19 | 02/07/19 | 02/07/19 |
| S/N | 1181180 | 1181180 | 1181180 | 1181180 | 1181180 | 1181180 |

Statistical analysis via Novo-Gloss Multi Gauge software

The included software provides an easy means to measure, import and compare data and export the measurements into several other file formats, e.g. PDF, Excel® or CSV.



View and inspect data saved on the instrument



INSTRUMENT SPECIFICATION

| 20° Gloss | | | |
|--------------------------|---------------------------|------------|------------|
| Range (GU) | 0-100 | 100-2000 | |
| Repeatability | 0.2 (GU) | 0.2% | |
| Reproducibility | 0.5 (GU) | 0.5% | |
| Resolution (GU) | 0.1 | | |
| Measurement Area | 6.0 x 6.4 (mm) | | |
| 60° Gloss | | | |
| Range (GU) | 0-10 | 10-100 | 100-1000 |
| Repeatability | 0.1 (GU) | 0.2 (GU) | 0.2% |
| Reproducibility | 0.2 (GU) | 0.5 (GU) | 0.5% |
| Resolution (GU) | 0.1 | | |
| Measurement Area | 6.0 x 12.0 (mm) | | |
| 85° Gloss | | | |
| Range (GU) | 0-100 | 100-199 | |
| Repeatability | 0.2 (GU) | 0.2% | |
| Resolution (GU) | 0.1 | | |
| Measurement Area | 4.4 x 44.0 (mm) | | |
| Standards | | | |
| | ISO 2813 | ASTM D523 | ISO 7668 |
| (20, 60 and 85) | ASTM D2457 | DIN 67530 | JIS Z 8741 |
| 45° Gloss | | | |
| Range (GU) | 0-100 | 100-1000 | |
| Repeatability | 0.2 (GU) | 0.2% | |
| Reproducibility | 0.5 (GU) | 0.5 % | |
| Resolution (GU) | 0.1 | | |
| Measurement Area | 8 x 12 mm ellipse | | |
| Standards | ASTM C346 | ASTM D2457 | |
| Haze | | | |
| Range (Log HU) | 0-500 | | |
| Repeatability (Log HU) | 1 | | |
| Reproducibility (Log HU) | 10 | | |
| Resolution | 0.1 | | |
| Measurement Area (mm) | 6.0 x 6.4 | | |
| Standards | ASTM E430 | ASTM D4039 | |
| Battery Type | | | |
| | Rechargeable lithium ion | | |
| Operation (hours) | | | |
| | 17+ | | |
| Readings per charge | | | |
| | 20,000+ | | |
| Memory | | | |
| | 8MB, 2,000 readings | | |
| Operating Temperature | | | |
| | 15-40°C (60-104°F) | | |
| Operating Humidity | | | |
| | Up to 85%, non condensing | | |
| Commodity Code | | | |
| | 9027 5000 | | |

| Dimensions & Weights | |
|----------------------|-----------------------------------|
| Dimensions | 65mm x 140mm x 50mm (H x W x D) |
| Weight | 390g |
| Packed weight | 1.6kg |
| Packed dimensions | 110mm x 280mm x 220mm (H x W x D) |

| Order codes | |
|-------------------------------|-----------|
| Novo-Gloss 60 | A4000-008 |
| Novo-Gloss Trio 20/60/85 | A4000-006 |
| Novo-Gloss 20/60/85 with haze | A4000-009 |
| Novo-Gloss 45 | A4000-011 |

Languages



INCLUDED ACCESSORIES

- Certified calibration tile with certificate
- USB data cable
- Wrist strap
- Novo-Gloss Multi Gauge software
- USB data stick
- Instruction manual
- BT wireless data app
- Example Excel spreadsheets

- Instructional videos

FREE EXTENDED WARRANTY – please register your product at <http://www.rhopointinstruments.com/instrument-registration>

FREE LIGHT SOURCE WARRANTY
Guaranteed for the life of the instrument

CALIBRATION AND SERVICE

Fast and economic service via our global network of accredited calibration and service centres. Please visit www.rhopointinstruments.com/support for detailed information.



LOCAL AGENT



00832-005